

# XPRO INDIA LIMITED



Birla Building (2nd Floor),  
9/1, R. N. Mukherjee Road,  
Kolkata - 700 001, India

Tel: +91-33-40823700/22200600

e-mail: xprocal@xproindia.com

November 7, 2023

National Stock Exchange of India Ltd.  
"Exchange Plaza",  
Bandra-Kurla Complex,  
Bandra (E),  
Mumbai 400 051

BSE Limited  
Corporate Relationship Department  
1<sup>st</sup> Floor, New Trading Ring  
Rotunda Building, P J Towers  
Dalal Street, Fort, Mumbai 400 001

Stock Symbol: XPROINDIA(EQ)

Stock Code No. 590013

Dear Sir/Madam,

**Sub: Press Release**

In continuation to our letter dated November 6, 2023, forwarding the Unaudited Financial Results for the quarter and half year ended September 30, 2023, we are now enclosing herewith a copy of Press Release issued by the Company on the said Financial Results, for your information and record.

Thanking you,

Yours faithfully,  
For **Xpro India Limited**

Kamal Kishor Sewoda  
Company Secretary

Encl.: a/a

## Xpro India Limited reports Q2 FY24 Results

**New Delhi, November 7, 2023** – Xpro India Limited a diversified multi-locational company with a strong brand equity and a focused connect to the polymer processing industry has announced its Unaudited Financial Results for the quarter ended on September 30, 2023.

### Q2FY24 Financial Performance Snapshot

Revenue from Operations <b>Rs. 110.0 crores</b> <b>-16.0% (q-o-q)</b>	EBITDA <b>Rs. 14.9 crores</b> <b>Margin: 13.5%</b>	Profit After Tax (PAT) <b>Rs. 9.5 crores</b> <b>Margin: 8.6%</b>
---	--	--

### Q2 & H1FY24 Key Financial Highlights- (Consolidated):

Particulars (Rs. Crs.)	Q2 FY24	Q2 FY23	Q1 FY24	Q-o-Q	H1FY24	H1FY23
<b>Revenues</b>	<b>110.0</b>	134.0	130.9	-16.0%	240.9	293.6
<b>EBITDA</b>	<b>14.9</b>	19.1	19.3	-22.8%	34.2	42.1
<b>EBITDA Margins (%)</b>	<b>13.5%</b>	14.3%	14.7%	-120 bps	14.2%	14.3%
<b>Profit Before Tax</b>	<b>13.5</b>	15.4	15.7	-14.0%	29.2	33.9
<b>Profit After Tax</b>	<b>9.5</b>	16.1	11.3	-15.9%	20.8	34.6
<b>PAT Margins (%)</b>	<b>8.6%</b>	12.0%	8.6%	-	8.6%	11.8%

### Operational/Financial Highlights for Q2 FY24 q-o-q :

#### Operational:

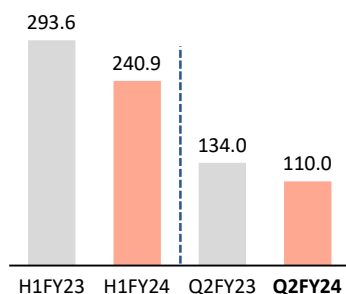
- ✓ Financial results essentially reflect economic and market conditions in the reporting periods, and take account of subdued demand for consumer durables and late festive season resulting in lower off-take and revenue. As a leading supplier to industrial buyers, the Company is in the normal course subject to the volatility in our clients' end-demand. We believe such swings are to be expected, and are transient.
- ✓ Raw material prices volatile, decreased by around 17%; reduction in RM prices reflects in the lower revenue;
- ✓ Sustained demand for Xpro dielectric films, with improved value-added; production was lower (-9.5% q-o-q) due to planned plant maintenance downtime;
- ✓ Supply of sheets to new white goods (refrigerator) OEM also commenced;
- ✓ Implementation of expansion projects proceeding to plans indicated in the Annual report; the first line to be installed at Barjora is expected to start contributing in FY 24-25

#### Financial:

- ✓ PBDT for 6 months stands at INR 31.1 cr vs. INR 66.9 cr for full FY 2022-23.
- ✓ EBITDA Q2FY24 lower q-o-q at Rs. 14.9 Cr. (excluding other income), reflecting conditions mentioned above
- ✓ EBITDA Margin for Q2FY24 lower by 1.2%, but maintained for H1FY24 at 14%
- ✓ Profit before tax for Q2FY24 at Rs.13.5 Cr; Tax provisions for the quarter INR 4.07 cr vs INR 0.7 cr (credit).
- ✓ EPS (basic) for Q2FY24 at Rs. 4.64 (on capital, recently expanded in Jul 2023).

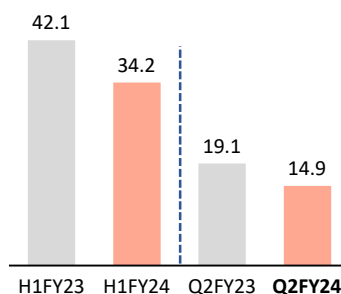
## Q2FY24 Key Financial Highlights Consolidated:

### Revenue (Rs. Cr)



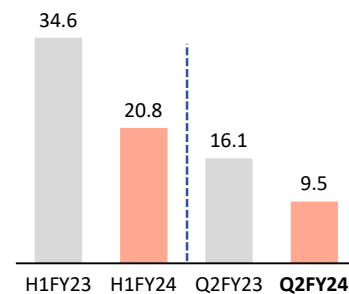
### EBITDA (Rs. Cr) & Margin(%)

14.3%	14.2%	14.3%	13.5%
-------	-------	-------	-------



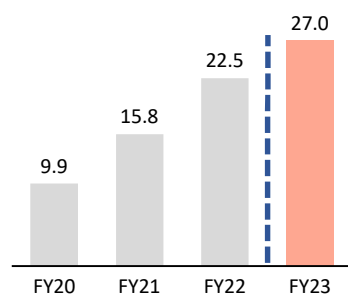
### PAT (Rs. Cr) & Margin(%)

11.8%	8.6%	12.0%	8.6%
-------	------	-------	------

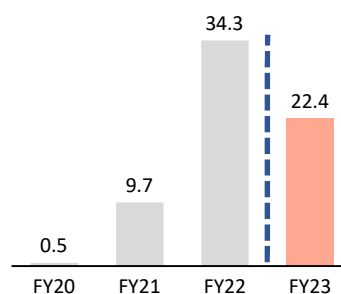


## Capital Disciplined Growth

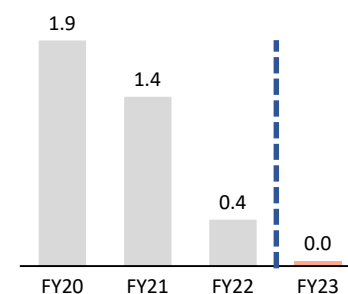
### RoCE (%)



### RoE (%)



### Net Debt to Equity (x)



## About Xpro India Limited

Xpro India Limited is a diversified multi-divisional, multi-locational company with a strong commitment to polymer processing as an industry, and in strong governance practices in its management. Established as a separate entity via a corporate demerger in 1998, the units comprising Xpro India Limited have long been in existence, giving it over 37 years experience in the extrusion/coextrusion field. It thus aggregates years of experience and a robust, maturing organization driven by a deeply India-centric self-sufficiency for which it prides itself.

Xpro India Limited is a family-led and professionally managed arm of India's largest and very reputed Industrial House - the BIRLA family. It has a dedicated, and competent work-force of well-trained employees placed at various locations. Manufacturing at all units is carried out by qualified personnel under stringent guidelines and quality standards. At Xpro, continuous product development and high customer service levels are key areas, with an underlying philosophy being to provide the highest level of satisfaction to customers, and a passion to ethically excel in all areas of activity.

Company	Investor Relations: Orient Capital
Name: Kamal Kishor Sewoda	Name: Irfan Raeen/ Parth Patel
Email: <a href="mailto:kamal.sewoda@xproindia.com">kamal.sewoda@xproindia.com</a>	Email: <a href="mailto:irfan.raeen@linkintime.co.in">irfan.raeen@linkintime.co.in</a> / <a href="mailto:parth.patel@linkintime.co.in">parth.patel@linkintime.co.in</a>
CIN: L25209WB1997PLC085972	Tel : +91 9773778669 / +91 98197 85972
<a href="http://www.xproindia.com">www.xproindia.com</a>	<a href="http://www.orientcap.com">www.orientcap.com</a>

### Safe Harbor

Any forward-looking statements about expected future events, financial and operating results of the Company are based on certain assumptions which the Company does not guarantee the fulfilment of. Past performance also should not be simply extrapolated into the future. These statements are subject to risks and uncertainties. Actual results might differ substantially or materially from those expressed or implied. Important developments that could affect the Company's operations include a downtrend in the industry, global or domestic or both, significant changes in political and economic environment in India or key markets abroad, tax laws, litigation, labour relations, exchange rate fluctuations, technological changes, investment and business income, cash flow projections, interest, and other costs. The Company does not undertake any obligation to update forward-looking statements to reflect events or circumstances after the date thereof.