





## Xpro India Limited reports strong performance for FY22

**New Delhi, 25<sup>th</sup> May, 2022** – Xpro India Limited a diversified multi-divisional, multi-locational company with a strong brand equity and commitment to the polymer processing industry has announced its Audited Financial Results for the Quarter and year ended on 31<sup>st</sup> March 2022

### FY22 Financial Performance Snapshot

<p>Revenue from Operations</p> <p><b>Rs. 471.7 crores</b></p> <p> <b>26.3%</b></p>	<p>EBITDA</p> <p><b>Rs. 63.8 crores</b></p> <p> <b>58.4%</b></p>	<p>Profit Before Tax (PBT)</p> <p><b>Rs. 40.6 crores</b></p> <p> <b>201.1%</b></p>	<p>Profit After Tax (PAT)</p> <p><b>Rs. 44.9 crores</b></p> <p> <b>434.5%</b></p>
--	---	---	--

### Q4 & FY22 Key Financial Highlights:

Particulars (Rs. Crs.)	Q4 FY22	Q4 FY21	Y-o-Y	FY22	FY21	Y-o-Y
Revenues	<b>142.8</b>	147.5	-3.2%	<b>471.7</b>	373.4	26.3%
EBITDA	<b>17.2</b>	17.5	-1.7%	<b>63.8</b>	40.3	58.4%
<i>EBITDA Margins (%)</i>	<b>12.1%</b>	11.9%	20 bps	<b>13.5%</b>	10.8%	270 bps
Profit Before Tax	<b>13.1</b>	12.3	6.3%	<b>40.6</b>	13.5	201.1%
Profit After Tax	<b>17.5</b>	9.6	82.3%	<b>44.9</b>	8.4	434.5%
<i>PAT Margins (%)</i>	<b>12.2%</b>	6.5%	570 bps	<b>9.5%</b>	2.2%	730 bps

### Operational & Financial Highlights for Q4 & FY22 :

#### Operational:

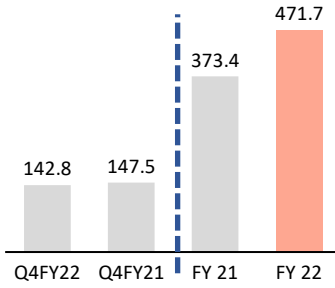
- ✓ Sustained domestic demand for Xpro Biax Dielectric films with market share > 30% (balance imported);
- ✓ Growing exports with strong global demand
- ✓ Coex division markets moderated somewhat in Q4 due to commodity price increases and shortages resulting from geo-political considerations and lockdown in China which pushed up consumer durable prices
- ✓ Raw material cost increases could be passed on, and together with improved product/customer-mix and improved value-addition strategy overall margins scaled-up
- ✓ Exports increased to Rs. 22.6 Cr. (from Rs.9.5 Cr. In the previous year)

#### Financial:

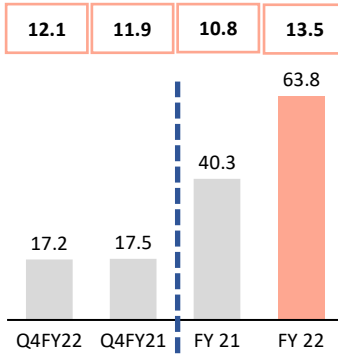
- ✓ Revenue in FY22 increased by 26.3 % y-o-y to Rs. 471.7 Cr;
- ✓ EBITDA in FY22 Increased by 58.4 % y-o-y to Rs 63.8 Cr; EBITDA Margin for FY22 stood at 13.5 %
- ✓ Profit after tax for FY22 Increased by 434.5% y-o-y to Rs. 44.9 Cr; PAT Margin in FY22 stood at 9.5 %
- ✓ Debt reduction (including pre-payment) of Rs.45.8 Cr.
- ✓ Net Debt to Equity at 0.4; Healthy return Ratios: For FY22, ROE is 34.3 % and ROCE is 22.5%
- ✓ The board has recommended a dividend of Rs. 2.00/equity share and also recommended issue of bonus equity shares in the ratio of 1:2

## Q4 & FY22 Key Financial Highlights:

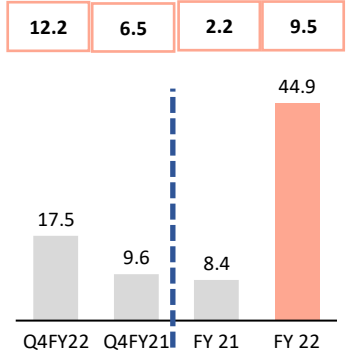
### Revenue (Rs. Crs)



### EBITDA (Rs. Crs) & Margin(%)

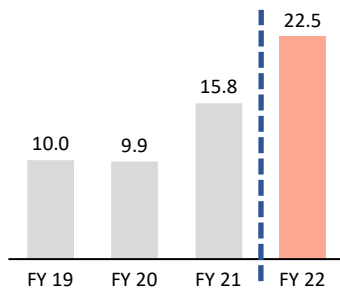


### PAT (Rs. Crs) & Margin(%)

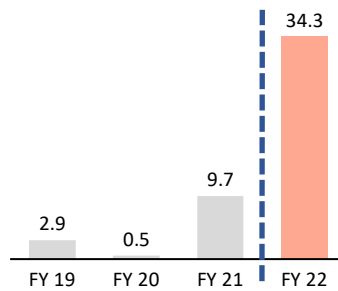


## Capital Disciplined Growth

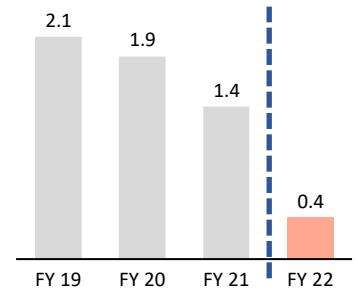
### RoCE (%)



### RoE (%)



### Net Debt to Equity (x)



## About Xpro India Limited

Xpro India Limited is a diversified multi-divisional, multi-locational company with a strong commitment to the polymer processing industry. Established as a separate entity as recently as 1998, the units comprising Xpro India Limited have long been in existence. Xpro India Limited thus brings with it years of experience while embodying a robust and youthful organization.

The company forms an integral part of India's largest and most reputed Industrial House with a global presence in manufacturing and trading activities - the BIRLA Group, a conglomerate comprising of many divisions, each consisting of a number of publicly-listed Companies and headed by a member of the Birla Family.

Xpro India Limited has a dedicated and highly committed work-force of well-trained employees placed at various locations. Manufacturing at all units is carried out by a team of qualified personnel under stringent quality standards. At Xpro, continuous product development and improvement are thrust areas and the underlying philosophy is to provide the highest level of satisfaction to customers through a deep commitment to excellence in every field.

Company	Investor Relations: Orient Capital
Name: Mr. Amit Dhanuka	Name: Irfan Raeen/ Rajesh Agrawal
Email: <a href="mailto:amit.dhanuka@xproindia.com">amit.dhanuka@xproindia.com</a>	Email: <a href="mailto:irfan.raeen@linkintime.co.in">irfan.raeen@linkintime.co.in</a> / <a href="mailto:rajesh.agrawal@linkintime.co.in">rajesh.agrawal@linkintime.co.in</a>
CIN: L25209WB1997PLC085972	Tel : +91 9773778669
<a href="http://www.xproindia.com">www.xproindia.com</a>	<a href="http://www.orientcap.com">www.orientcap.com</a>

### Safe Harbor

Any forward-looking statements about expected future events, financial and operating results of the Company are based on certain assumptions which the Company does not guarantee the fulfilment of. These statements are subject to risks and uncertainties. Actual results might differ substantially or materially from those expressed or implied. Important developments that could affect the Company's operations include a downtrend in the industry, global or domestic or both, significant changes in political and economic environment in India or key markets abroad, tax laws, litigation, labour relations, exchange rate fluctuations, technological changes, investment and business income, cash flow projections, interest, and other costs. The Company does not undertake any obligation to update forward-looking statements to reflect events or circumstances after the date thereof.